

Highlights

By Stéfane Marion and Kyle Dahms

- As we pointed out last month, a less certain outlook for the future course of US monetary policy, with a potential divergence from the rest of the world, argued for USD strength as the Fed would be constrained from cutting rates. The longer monetary policy remains restrictive, the greater the likelihood of negative growth and earnings surprises in the second half of the year. Given the unusually strong negative correlation between the S&P 500 and the USD index, we expect weaker equity markets to lead to dollar appreciation
- The Canadian dollar continues to depreciate against the US dollar at the start of the second quarter. As if the interest rate situation wasn't CAD-unfriendly enough, let's not forget the recent federal budget, which raised the capital gains inclusion rate from 50% to 67%, effective June 25. Ottawa expects to see significant profit-taking between now and then as investors decide to avoid the higher taxation, a development that could prompt the sale of CAD assets. Under these circumstances, and given our forecast of a WTI oil price of USD 75, we still see the USD/CAD exchange rate moving above 1.40 in the second half of 2024 in 2024.
- Just when it looked like the yen was on the verge of a comeback, the currency experienced a new bout of weakness. Intraday, it surpassed its lowest level in 34 years and briefly crossed above USD/JPY 160. Although the slide was halted by intervention from the island nation's policymakers, questions remain about the resilience to further disorderly declines. The central bank is caught between containing prices and raising the cost of debt while managing the resulting impact on the currency. The latter appears to be stretched compared to past periods and we expect a slight improvement for the yen by the end of the year, but this will require a narrowing of yield differentials, which may not come until the Fed starts to ease policy.

NBF Currency Outlook

Currency		Current	Forward Estimates			
		May 1, 2024	Q2 2024	Q3 2024	Q4 2024	Q1 2025
Canadian Dollar	<i>(USD / CAD)</i>	1.38	1.38	1.40	1.42	1.40
<i>United States Dollar</i>	<i>(CAD / USD)</i>	<i>0.73</i>	<i>0.72</i>	<i>0.71</i>	<i>0.70</i>	<i>0.71</i>
Euro	<i>(EUR / USD)</i>	1.07	1.06	1.04	1.03	1.04
Japanese Yen	<i>(USD / JPY)</i>	158	152	148	145	142
Australian Dollar	<i>(AUD / USD)</i>	0.65	0.64	0.63	0.63	0.64
Pound Sterling	<i>(GBP / USD)</i>	1.25	1.24	1.22	1.20	1.22
Chinese Yuan	<i>(USD / CNY)</i>	7.24	7.20	7.25	7.30	7.25
Mexican Peso	<i>(USD / MXN)</i>	17.0	17.5	18.0	18.5	19.0
Broad United States Dollar ⁽¹⁾		122.4	122.9	124.6	125.9	125.3

1) Federal Reserve Broad Index (26 currencies)

Canadian Dollar Cross Currencies

Currency		Current	Forward Estimates			
		May 1, 2024	Q2 2024	Q3 2024	Q4 2024	Q1 2025
Euro	<i>(EUR / CAD)</i>	1.47	1.46	1.46	1.46	1.46
Japanese Yen	<i>(CAD / JPY)</i>	115	110	106	102	101
Australian Dollar	<i>(AUD / CAD)</i>	0.89	0.88	0.88	0.89	0.90
Pound Sterling	<i>(GBP / CAD)</i>	1.72	1.71	1.71	1.70	1.71
Chinese Yuan	<i>(CAD / CNY)</i>	5.26	5.22	5.18	5.14	5.18
Mexican Peso	<i>(CAD / MXN)</i>	12.4	12.7	12.9	13.0	13.6

USD: Greenback back on the rise

After a pause of several weeks, the greenback is back on the rise. The trade-weighted USD even approached its 2023 high before retreating somewhat in recent days - chart.

USD: Back on the rise

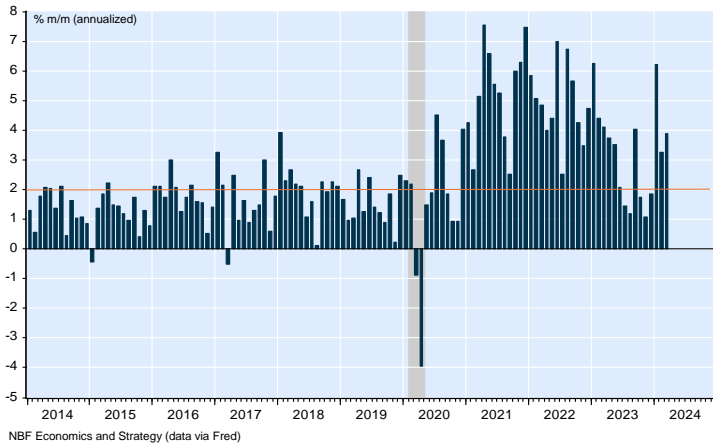
Trade-weighted USD* vs. a basket of 26 currencies



As we pointed out last month, a less certain outlook for the future course of US monetary policy, with a potential divergence from the rest of the world, argued for USD strength as the Fed would be constrained from cutting rates. We remain of this view. On the inflation front, we note that the core PCE deflator is refusing to stay down, with the latest monthly reading jumping to 4% annualized in March. This was the third month in a row that core PCE inflation grew well above the Fed's 2% target - chart.

U.S.: Inflation refuses to stay down

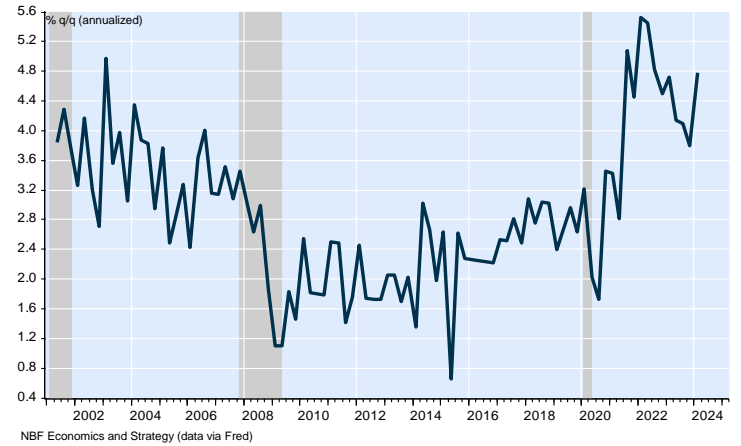
Core PCE deflator



Wages also show little sign of cooperating, with the Employment Cost Index (ECI) - one of the Fed's preferred measures of wage inflation - rising at an annualized rate of 4.8% in Q1 2024, the most significant acceleration since 2022 (chart).

U.S.: Labour compensation costs on the rise

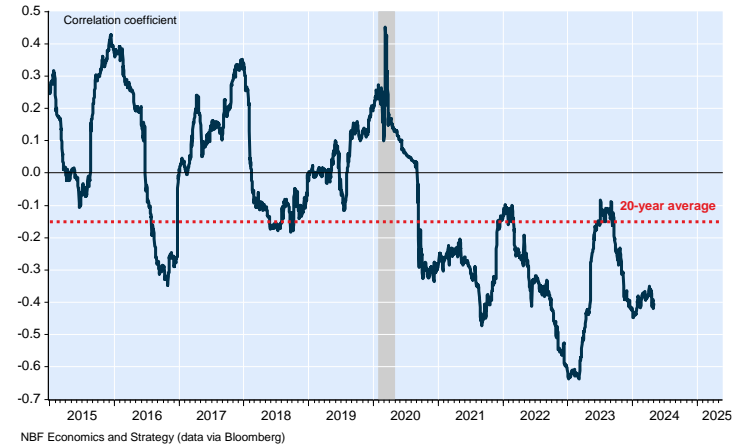
Employment Cost Index (ECI) for all civilian workers



Policymakers were forced to acknowledge recent developments on the inflation front. While leaving interest rates unchanged on 1 May, the FOMC acknowledged that price pressures have been stronger than expected and that there's more uncertainty about the inflation outlook, although it still believes that policy is sufficiently restrictive that inflation should moderate over the rest of the year. As a result, it's "unlikely" that further tightening will be appropriate. As for rate cuts, well, we see some coming, but they should not exceed 50 basis points in 2024 and are unlikely to happen before the end of the summer. The longer monetary policy remains restrictive, the greater the likelihood of negative growth and earnings surprises in the second half of the year. Given the unusually strong negative correlation between the S&P 500 and the USD index, we expect weaker equity markets to lead to dollar appreciation (chart).

USD: Strong correlation with the S&P 500

26-week moving correlation between daily changes in the S&P 500 and USD dollar index (DXY)

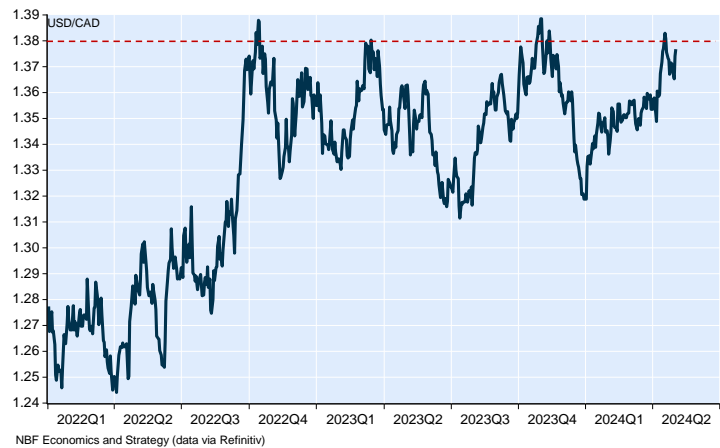


CAD: Not a loonie-friendly budget

The Canadian dollar continues to depreciate against the US dollar at the start of the second quarter, with USD/CAD recently hitting 1.38 for the first time since November 2023 (chart).

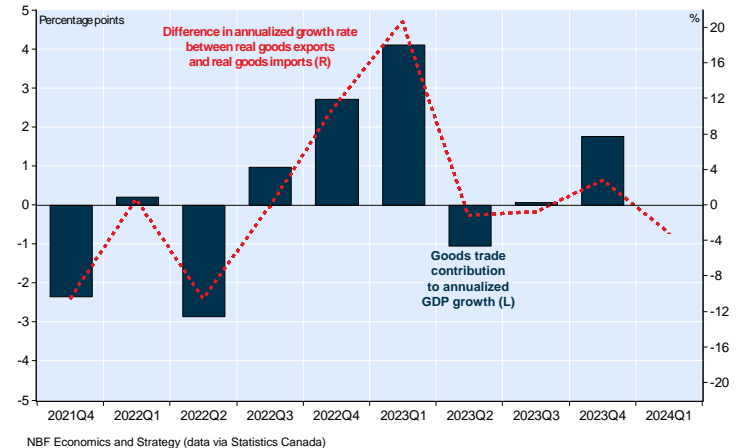
CAD: Back to 1.38 resistance

Canada-US exchange rate



Canada: Goods trade contributed negatively to Q1 GDP growth

Real exports/imports of goods vs. goods trade contribution to GDP

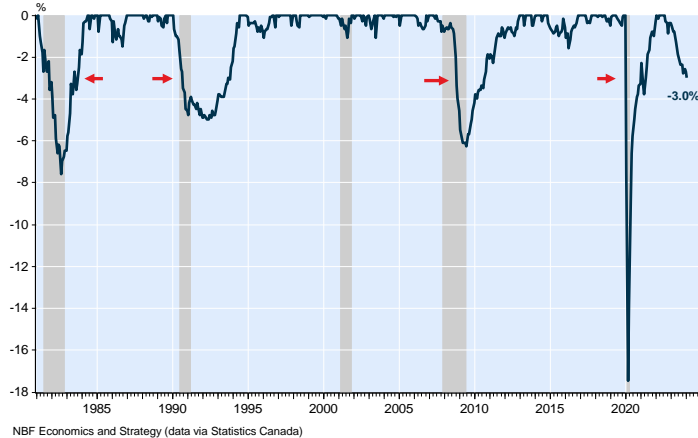


Will the 1.38 resistance be broken? We think so. Economic weakness in Canada certainly argues for a divergence in interest rates between Canada and the U.S. February's GDP growth of 0.2% fell shy of both consensus expectations (+0.3%) and the preliminary estimate released by Statistics Canada last month (+0.4%). Although Q1 GDP is currently on track to grow 2.5%, slightly below the Bank of Canada's estimate of 2.8%, this figure should be seen as underwhelming given record population growth (3.7% annualized) in the first three months of 2024. As a result, GDP per capita continues to trend down and is now 3% below its peak of September 2022. A decline of this magnitude has never been seen outside of a recession - chart.

With private-sector jobs stalling and with the unemployment rate rising, inflationary pressures are abating much faster on this side of the border. Testifying to the Senate committee on banking on May 1, BoC governor Tiff Macklem acknowledged that interest rates are biting harder in Canada than in the U.S. Overtly restrictive monetary policy will not be needed for much longer north of the 49th parallel based on the latest reading of consumer confidence (chart).

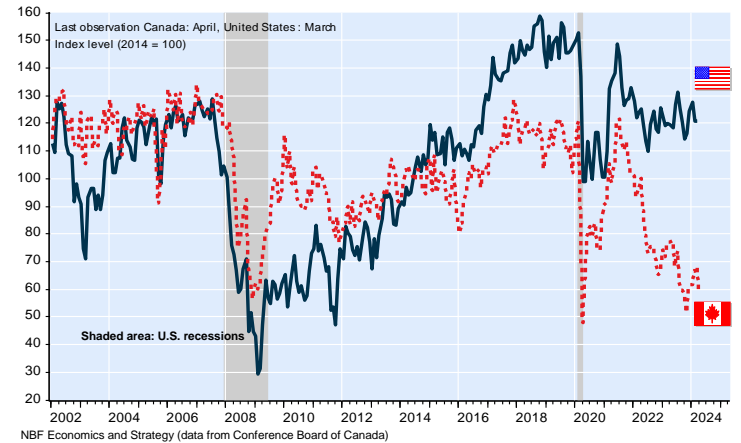
Canada: GDP per capita down sharply since start of monetary tightening

Change since peak of GDP per capita (population 15+)



Canada – U.S.: Index of consumer confidence

Monthly



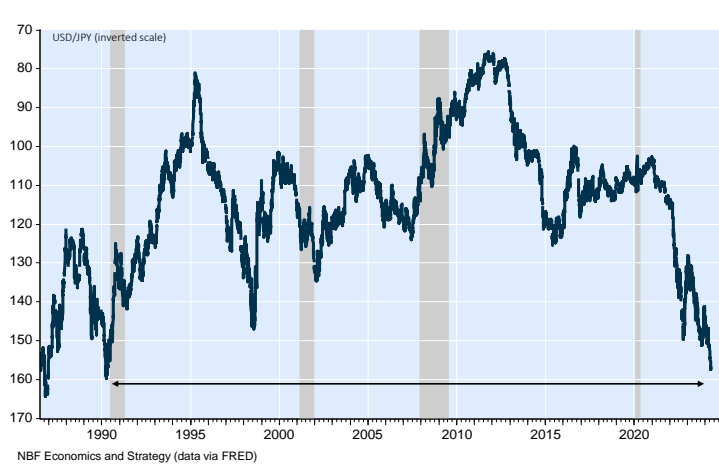
What's more, despite a resilient U.S. economy, external trade is not improving. The merchandise trade balance swung from a surplus of C\$0.48 billion in February (initially estimated at C\$1.39 billion) to a deficit of C\$2.28 billion in March. This is far from the C\$1.21-billion surplus anticipated by analysts. We estimate that trade in goods likely contributed negatively to GDP growth in Q1 by the most in almost two years, as real exports contracted (-1.3% annualized) while real imports expanded (+2.0% annualized) - chart.

As our rate strategists [argue](#): "Whether June or July marks the start of the easing cycle, it's increasingly clear to us that the Bank of Canada will be cutting earlier than the Federal Reserve or many other peer central banks". As if this interest rate situation wasn't CAD-unfriendly enough, let's not forget the recent federal budget, which raised the capital gains inclusion rate from 50% to 67%, effective June 25. Ottawa expects to see significant profit-taking between now and then as investors decide to avoid the higher taxation, a development that could prompt the sale of CAD assets. Under these circumstances, and given our forecast of a WTI oil price of USD 75, we still see the USD/CAD exchange rate moving above 1.40 in the second half of 2024.

JPY: Intervention

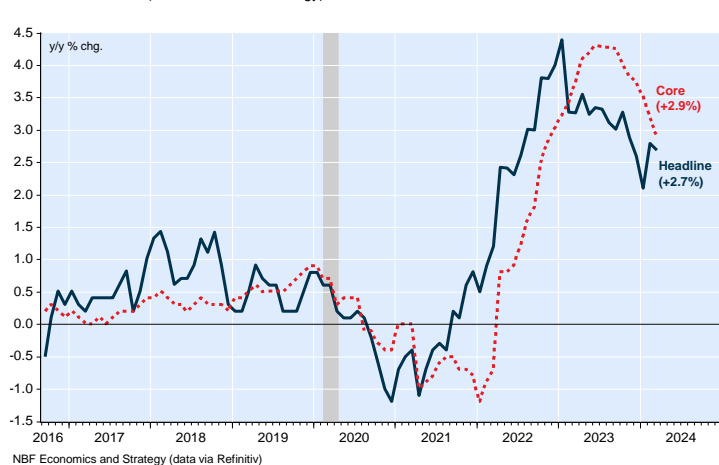
Just when it looked like the Yen was on the verge of a comeback, the currency experienced a new bout of weakness. Intraday, it surpassed its lowest level in 34 years and briefly crossed above USD/JPY 160. Although the slide was halted by intervention from the island nation's policymakers, questions remain about the resilience to further disorderly declines. The divergence in monetary policy between Japan and the United States has only become more pronounced in the past two weeks and could continue to underpin a bout of depreciation. To make matters worse, the Bank of Japan is stuck between a rock and a hard place on monetary policy.

Japan: Intraday yen surpassed its lowest point in 34 years



With inflation rising to levels not seen in nearly a decade, the Bank of Japan took the first step toward ending its era of ultra-accommodative monetary policy. Coupled with wage negotiations that fueled fears of an inflationary spiral, the central bank appeared poised for further action. That hasn't necessarily been the case, and officials have admitted that they are willing to let inflation run above target in order to see prices reliably stay above the deflationary threshold. The BoJ is walking a fine line between increasing debt servicing costs for the developed nation with the highest debt-to-GDP ratio and containing the potential for runaway prices. For now, prices remain too high for comfort and could be exacerbated by a weakening currency.

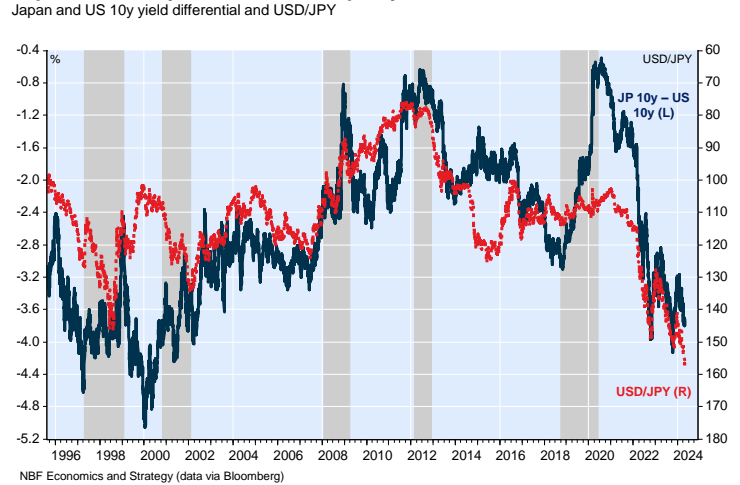
Japan: Inflation remains elevated despite moderation



The prospect of a first interest rate cut in the US has been pushed further into the forecast horizon. The resulting rise in Treasury yields has only widened the yield differential with long Japanese bonds. The appetite for a carry trade is obvious and unsurprisingly the currency

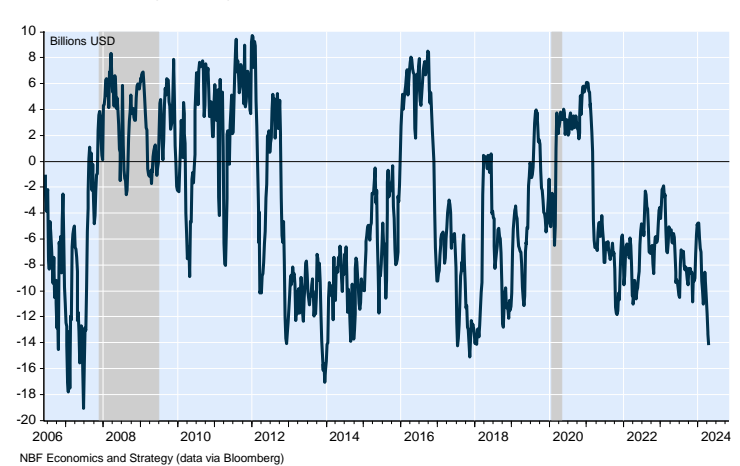
has stumbled. However, the sell-off (and weakness) in the yen has been much more pronounced than in previous situations.

Japan: Currency is stretched despite yield differential



Interventions by the Ministry of Finance in currency markets have been noticeable in the past week, in an attempt to stem the tide. Success has been limited to say the least, with marginal gains coming at a high cost. While the Japanese government has large foreign reserves, this hasn't stopped speculators from holding onto their short positions.

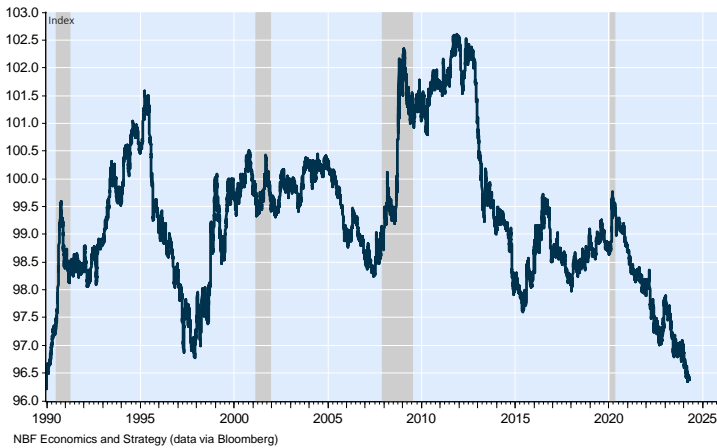
Japan: Speculators are short on the yen



And perhaps the speculators are onto something. The combined effect of a cheaper yen and rising interest rates has led to the tightest financial conditions for Japan in 34 years. Normally a harbinger of slowing growth.

Japan: Cheap yen + higher rates = tighter financial conditions

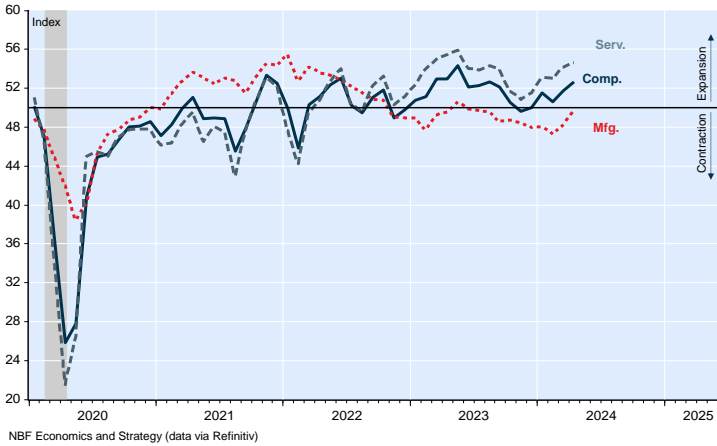
Goldman Sachs Japan Financial Conditions Index



True, but recent data in the form of PMIs have shown improvement, with the composite in expansion territory and at its highest level in several months. The manufacturing sub-index is essentially at the midpoint, a marked improvement from the contraction of previous months.

Japan: PMI's have improved recently

Markit PMI. Last observation: April 2024



Overall, the outlook for Japan is mixed. On the one hand, there has been some resilience on the growth front, but this has come at the expense of inflation. The central bank is caught between containing prices and raising the cost of debt while managing the resulting impact on the currency. The currency for its part looks stretched compared to past periods and we expect a slight improvement for the yen by the end of the year, but this will require a narrowing of yield differentials, which may not come until the Fed starts to ease policy.



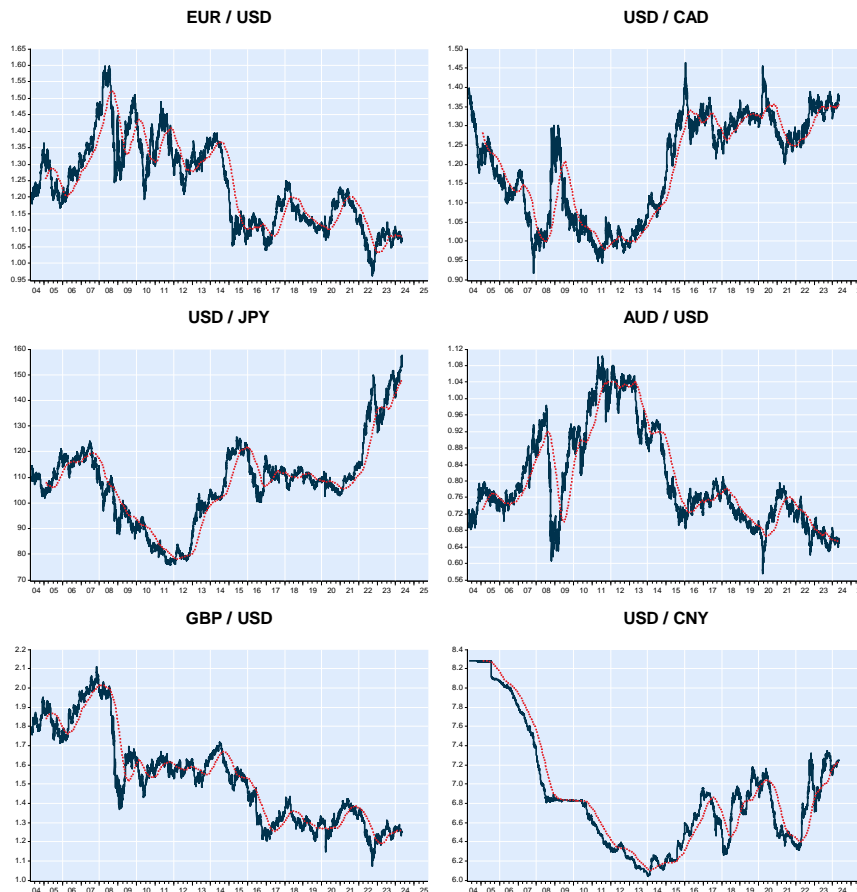
Regional Overview

Region	Currency	\$	Current USD FX	1M Prior USD FX	% Change 1-Month Performance	Current 2Y Yield	Relative to UST 2Y Spread	Current Policy Rate	Upcoming Next MP Meeting
Canada	Canadian Dollar	CAD	(USD/CAD) 1.37	1.35	1.09%	4.25	-62.6	5.00	2024-06-05
United States	United States Dollar	USD	-	-	-	4.88	-	5.50	2024-06-12
Eurozone	Euro	EUR	(EUR/USD) 1.07	1.08	-1.02%	2.99	-188.7	4.50	2024-06-06
Japan	Japanese Yen	JPY	(USD/JPY) 154	152	1.28%	0.29	-458.7	0.10	2024-06-14
Australia	Australian Dollar	AUD	(AUD/USD) 0.66	0.66	0.00%	4.13	-74.6	4.35	2024-05-07
United Kingdom	Pound Sterling	GBP	(GBP/USD) 1.25	1.27	-0.93%	4.43	-45.1	5.25	2024-05-09
China	Chinese Yuan	CNY	(USD/CNY) 7.24	7.23	0.11%	1.91	-296.8	2.00	2024-06-13
Mexico	Mexican Peso	MXN	(USD/MXN) 17.0	16.5	2.68%	10.64	576.6	11.00	2024-05-09

Country	Central Bank	United States	Canada	Eurozone		
		Federal Reserve	Bank of Canada	European Central Bank		
Current Policy Rate	5/3/2024	5.5 ▲ current level	5/3/2024	5 ▲ current level	5/3/2024	4.5 ▲ current level
Next meeting	6/12/2024	5.292	6/5/2024	4.822	6/6/2024	3.683
Subsequent meeting	7/31/2024	5.213	7/24/2024	4.710	7/18/2024	3.573
Subsequent meeting	9/18/2024	5.072	9/4/2024	4.554	9/12/2024	3.406
Subsequent meeting	11/7/2024	4.971	10/23/2024	4.466	10/17/2024	3.297
Subsequent meeting	11/7/2024	4.825	12/11/2024	4.332	12/12/2024	3.174
Subsequent meeting	12/18/2024	4.908	-0.592	-	-	-1.326

Country	Central Bank	Japan	United Kingdom	
		Bank of Japan	Bank of England	
Current Policy Rate	5/3/2024	0.1 ▲ current level	5/3/2024	5.25 ▲ current level
Next meeting	6/14/2024	0.115	5/9/2024	5.175
Subsequent meeting	7/31/2024	0.162	6/20/2024	5.090
Subsequent meeting	9/20/2024	0.193	8/1/2024	4.957
Subsequent meeting	10/31/2024	0.236	9/19/2024	4.864
Subsequent meeting	12/19/2024	0.271	11/7/2024	4.755
Subsequent meeting	-	-	12/19/2024	4.682

Appendix: Spot rates with their 200d MA





Subscribe to our publications: NBF.EconomicsStrategy@nbc.ca – To contact us: 514-879-2529

General

This Report was prepared by National Bank Financial, Inc. (NBF), (a Canadian investment dealer, member of CIRO), an indirect wholly owned subsidiary of National Bank of Canada. National Bank of Canada is a public company listed on the Toronto Stock Exchange.

The particulars contained herein were obtained from sources which we believe to be reliable but are not guaranteed by us and may be incomplete and may be subject to change without notice. The information is current as of the date of this document. Neither the author nor NBF assumes any obligation to update the information or advise on further developments relating to the topics or securities discussed. The opinions expressed are based upon the author(s) analysis and interpretation of these particulars and are not to be construed as a solicitation or offer to buy or sell the securities mentioned herein, and nothing in this Report constitutes a representation that any investment strategy or recommendation contained herein is suitable or appropriate to a recipient's individual circumstances. In all cases, investors should conduct their own investigation and analysis of such information before taking or omitting to take any action in relation to securities or markets that are analyzed in this Report. The Report alone is not intended to form the basis for an investment decision, or to replace any due diligence or analytical work required by you in making an investment decision.

This Report is for distribution only under such circumstances as may be permitted by applicable law. This Report is not directed at you if NBF or any affiliate distributing this Report is prohibited or restricted by any legislation or regulation in any jurisdiction from making it available to you. You should satisfy yourself before reading it that NBF is permitted to provide this Report to you under relevant legislation and regulations.

National Bank of Canada Financial Markets is a trade name used by National Bank Financial and National Bank of Canada Financial Inc.

Canadian Residents

NBF or its affiliates may engage in any trading strategies described herein for their own account or on a discretionary basis on behalf of certain clients and as market conditions change, may amend or change investment strategy including full and complete divestment. The trading interests of NBF and its affiliates may also be contrary to any opinions expressed in this Report.

NBF or its affiliates often act as financial advisor, agent or underwriter for certain issuers mentioned herein and may receive remuneration for its services. As well NBF and its affiliates and/or their officers, directors, representatives, associates, may have a position in the securities mentioned herein and may make purchases and/or sales of these securities from time to time in the open market or otherwise. NBF and its affiliates may make a market in securities mentioned in this Report. This Report may not be independent of the proprietary interests of NBF and its affiliates.

This Report is not considered a research product under Canadian law and regulation, and consequently is not governed by Canadian rules applicable to the publication and distribution of research Reports, including relevant restrictions or disclosures required to be included in research Reports.

UK Residents

This Report is a marketing document. This Report has not been prepared in accordance with EU legal requirements designed to promote the independence of investment research and it is not subject to any prohibition on dealing ahead of the dissemination of investment research. In respect of the distribution of this Report to UK residents, NBF has approved the contents (including, where necessary, for the purposes of Section 21(1) of the Financial Services and Markets Act 2000). This Report is for information purposes only and does not constitute a personal recommendation, or investment, legal or tax advice. NBF and/or its parent and/or any companies within or affiliates of the National Bank of Canada group and/or any of their directors, officers and employees may have or may have had interests or long or short positions in, and may at any time make purchases and/or sales as principal or agent, or may act or may have acted as market maker in the relevant investments or related investments discussed in this Report, or may act or have acted as investment and/or commercial banker with respect hereto. The value of investments, and the income derived from them, can go down as well as up and you may not get back the amount invested. Past performance is not a guide to future performance. If an investment is denominated in a foreign currency, rates of exchange may have an adverse effect on the value of the investment. Investments which are illiquid may be difficult to sell or realise; it may also be difficult to obtain reliable information about their value or the extent of the risks to which they are exposed. Certain transactions, including those involving futures, swaps, and other derivatives, give rise to substantial risk and are not suitable for all investors. The investments contained in this Report are not available to retail customers and this Report is not for distribution to retail clients (within the meaning of the rules of the Financial Conduct Authority). Persons who are retail clients should not act or rely upon the information in this Report. This Report does not constitute or form part of any offer for sale or subscription of or solicitation of any offer to buy or subscribe for the securities described herein nor shall it or any part of it form the basis of or be relied on in connection with any contract or commitment whatsoever.

This information is only for distribution to Eligible Counterparties and Professional Clients in the United Kingdom within the meaning of the rules of the Financial Conduct Authority. NBF is authorised and regulated by the Financial Conduct Authority and has its registered office at 70 St. Mary Axe, London, EC3A 8BE.

NBF is not authorised by the Prudential Regulation Authority and the Financial Conduct Authority to accept deposits in the United Kingdom.

U.S. Residents

With respect to the distribution of this report in the United States of America, National Bank of Canada Financial Inc. ("NBCFI") which is regulated by the Financial Industry Regulatory Authority (FINRA) and a member of the Securities Investor Protection Corporation (SIPC), an affiliate of NBF, accepts responsibility for its contents, subject to any terms set out above. To make further inquiry related to this report, or to effect any transaction, United States residents should contact their NBCFI registered representative.

This report is not a research report and is intended for Major U.S. Institutional Investors only.

This report is not subject to U.S. independence and disclosure standards applicable to research reports.

HK Residents

With respect to the distribution of this report in Hong Kong by NBC Financial Markets Asia Limited ("NBCFMA") which is licensed by the Securities and Futures Commission ("SFC") to conduct Type 1 (dealing in securities) and Type 3 (leveraged foreign exchange trading) regulated activities, the contents of this report are solely for informational purposes. It has not been approved by, reviewed by, verified by or filed with any regulator in Hong Kong. Nothing herein is a recommendation, advice, offer or solicitation to buy or sell a product or service, nor an official confirmation of any transaction. None of the products issuers, NBCFMA or its affiliates or other persons or entities named herein are obliged to notify you of changes to any information and none of the foregoing assume any loss suffered by you in reliance of such information.

The content of this report may contain information about investment products which are not authorized by SFC for offering to the public in Hong Kong and such information will only be available to, those persons who are Professional Investors (as defined in the Securities and Futures Ordinance of Hong Kong ("SFO")). If you are in any doubt as to your status you should consult a financial adviser or contact us. This material is not meant to be marketing materials and is not intended for public distribution. Please note that neither this material nor the product referred to is authorized for sale by SFC. Please refer to product prospectus for full details.

There may be conflicts of interest relating to NBCFMA or its affiliates' businesses. These activities and interests include potential multiple advisory, transactional and financial and other interests in securities and instruments that may be purchased or sold by NBCFMA or its affiliates, or in other investment vehicles which are managed by NBCFMA or its affiliates that may purchase or sell such securities and instruments.

No other entity within the National Bank of Canada group, including National Bank of Canada and National Bank Financial Inc, is licensed or registered with the SFC. Accordingly, such entities and their employees are not permitted and do not intend to: (i) carry on a business in any regulated activity in Hong Kong; (ii) hold themselves out as carrying on a business in any regulated activity in Hong Kong; or (iii) actively market their services to the Hong Kong public.

Copyright

This Report may not be reproduced in whole or in part, or further distributed or published or referred to in any manner whatsoever, nor may the information, opinions or conclusions contained in it be referred to without in each case the prior express written consent of NBF.